



PANORAMIC

EXPANDED VIEW SERIES VINYL WINDOWS

PREMIUM QUALITY, MAXIMUM VIEW



PANORAMIC

Anlin's Panoramic windows expand your view of the beautiful outdoors, invite more light into your home and offer a modern, sleek look. As an Anlin premium series, Panoramic offers the features, quality and value that homeowners desire.

*Reveals more glass ...
and expands the view*



Energy Saving Technology

Panoramic windows are designed and built for optimum performance, using the latest energy saving technology, for the specific needs in the Western region.

Exceptional Styling and Quality

The features, components and craftsmanship that are designed and built into Panoramic windows will make you feel great about your home. It's quality that even increases resale value.

A Superior Warranty

Panoramic windows are backed by the most inclusive lifetime warranty in the industry. The following are covered free of charge to you:

- Parts, including all hardware**
- Vinyl**
- Insulated Glass Unit**
- Accidental Glass Breakage**
- Exterior Vinyl Coatings**
- Screens**
- Labor**
- Freight**



A Select Dealer Network

To ensure your satisfaction, Panoramic windows are only sold and installed by a limited number of authorized dealers who have been trained and certified by Anlin.

BETTER PERFORMANCE IS DESIGNED INTO EVERY FEATURE.


LEADING FEATURES



PANORAMIC
EXPANDED VIEW SERIES VINYL WINDOWS

Saving Energy

- ▶ Thicker vinyl and more inner chambers help reduce the flow of heat and cold through the frame.




- ▶ Choice of two exclusive high performance glazing systems.

QUADRATHERM™
ULTIMATE DUAL PANE INSULATION SYSTEM

INFINIT-e PLUS™
HIGH PERFORMANCE GLAZING SYSTEM

- ▶ Triple fin weatherstrip creates a better weather-tight seal that blocks more wind, dirt, moisture and sound.



Smooth Operation and Easy-Clean Glass

- ▶ Sliding windows are supported by 4 Celcon rollers and 4 extra large stainless steel axles for a lifetime of smooth operation.



Sliding Window Rollers

- ▶ Panoramic windows built with the Infinet-e Plus™ insulated glass units come standard with an easy-clean coating on the outside of the glass. This feature makes the outside windows easier to clean and helps them stay cleaner longer.

With easy-clean coating | *Without easy-clean coating*



- ▶ Single hung windows features sashes that tilt in for easy cleaning of the outside glass and a stainless steel constant force balance system that ensures easy, smooth operation.



Tilt-in Feature



Window Balance System

Appearance and Value



- ▶ Frames and sashes with matching beveled accents create a more polished, sleek and sophisticated look.




- ▶ Panoramic screens have mitered corners to match the frames. The built-in pull rail provides easy removal.



- ▶ The corners of Panoramic frames are precision mitered at 45 degrees, welded and cleaned by computer controlled technology. Every corner then receives a trained craftsman who completes a touch-up by hand for an exceptional smooth finish.

Security



- ▶ All lock hardware is securely attached to metal reinforcement hidden inside the vinyl.



- ▶ Designed with security as a top priority, a continuous interlocking rail in conjunction with Anlin's window locks prevent "jimmying" the lock from the outside.



- ▶ Optional 1/4" stainless steel sash dead bolt provides added security on sliding windows.

SAVING ENERGY

SPENDING LESS ON ENERGY LETS YOU SPEND MORE ON THE THINGS YOU LOVE.



PANORAMIC
EXPANDED VIEW SERIES VINYL WINDOWS

Two things can send energy bills skyward: heat passing from one side of your window to the other; and solar heat sneaking into your home via the greenhouse effect on hot, sunny days. All energy efficient windows try to reduce one or both of these energy-sapping effects. For homeowners looking to replace their windows, there are two essential performance measurements to consider. The first is U-Factor, and the second is Solar Heat Gain Coefficient (SHGC).

U-Factor is the name for the standard measurement of a window's resistance to heat being transferred through the window. The lower the number, the greater the insulation capability of the window.

Solar Heat Gain Coefficient (SHGC) is the name for the standard measurement of a window's ability to keep solar heat from passing through the glass and warming your home via the greenhouse effect. The lower the number, the greater the job the window does of rejecting solar heat gain.



Panoramic Windows Offer a Choice of Two High-Tech Insulated Glass Systems that Exceed Energy Star Requirements

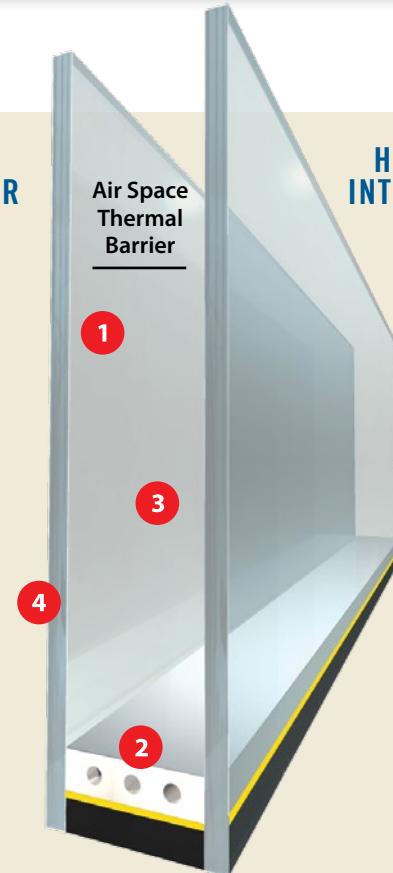
(Standard) **INFINIT-e PLUS** HIGH PERFORMANCE GLAZING SYSTEM

It's the science behind maximum energy efficiency and comfort.

- 1 A triple-layer silver metal coating, invisible to the human eye, reflects and effectively blocks much of the solar heat gain from a hot summer sun.
- 2 Patented Platinum Elite™ spacer slows down heat and cold transfer through the window.
- 3 Optional Argon Gas between the panes of glass slows the transfer of heat through the window.
- 4 Easy-clean coating on the outside glass helps your windows stay cleaner longer.

HOME EXTERIOR

HOME INTERIOR



Energy Ratings for Panoramic Windows

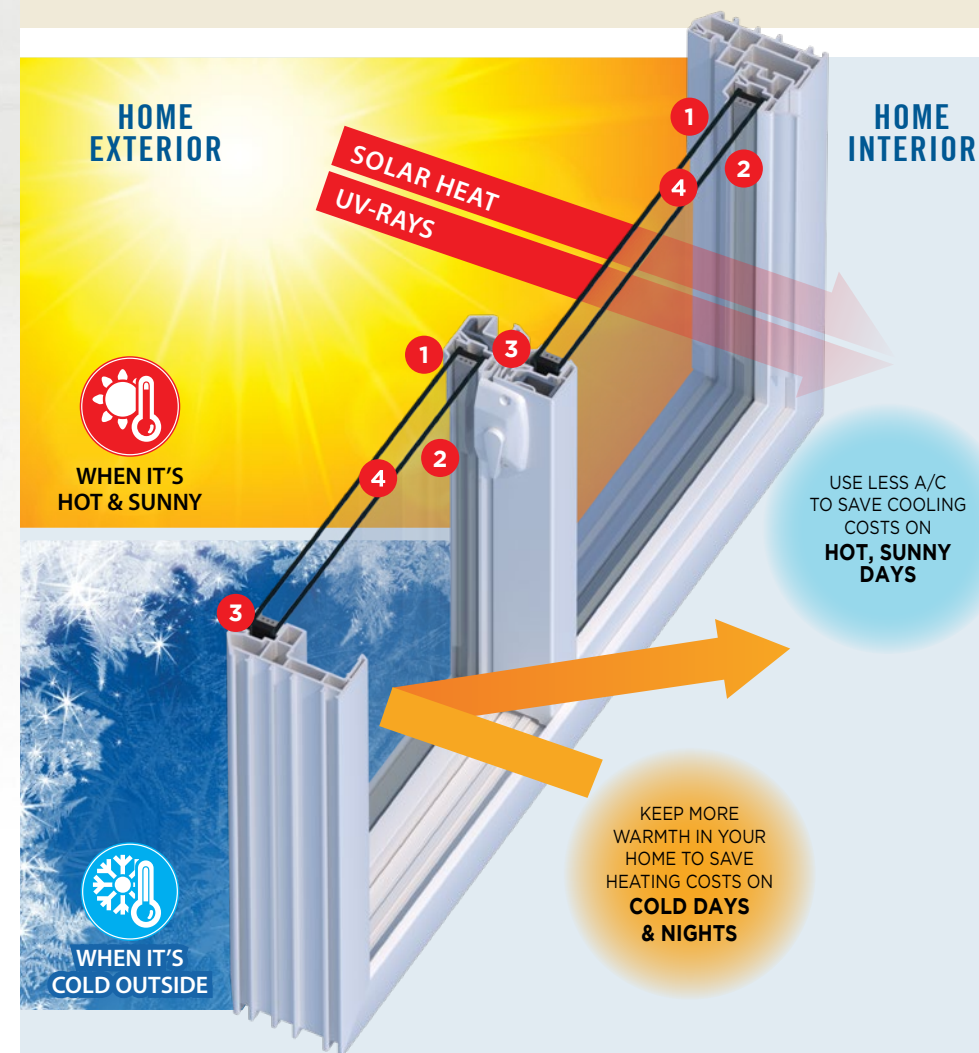
The National Fenestration Rating Council (NFRC) provides independently tested measurements of both U-Factor and Solar Heat Gain Coefficient. This determines the energy efficiency ratings of windows.

As an example, here are the thermal performance numbers for Panoramic single hung and single slider windows. (For both U-Factor and SHGC, the smaller the number, the more energy efficient the window.)

Panoramic Thermal Performance Numbers

Window & Insulated Glass System	Total Unit U-Factor	Solar Heat Gain Coefficient (SHGC)
QUADRATHERM™ with Argon Gas	0.23	0.22
INFINIT-e PLUS™ with Argon Gas	0.27	0.23
INFINIT-e PLUS™ without Argon Gas	0.31	0.23

All Anlin QuadraTherm™ and Inffit-e Plus™ insulated glass systems have been tested to block the transmittance of ultraviolet (UV) light by 95%. You will find the U-Factor, SHGC and UV numbers for every Anlin window at anlin.com.



(Optional) **QUADRATHERM™** ULTIMATE DUAL PANE INSULATION SYSTEM

The industry's most energy efficient dual pane window.

- 1 Patented multi-layer solar reflective coating on the outside glass provides the ultimate defense against solar heat gain.
- 2 Patented multi-layer heat retention coating on the inside glass helps keep more warmth inside your home on cold days and nights.
- 3 Patented Platinum Elite™ spacer slows down heat and cold transfer through the window.
- 4 Argon Gas (included) between the panes of glass slows the transfer of heat through the window.

WITH PANORAMIC WINDOWS THE CHOICE IS YOURS



PANORAMIC
EXPANDED VIEW SERIES VINYL WINDOWS



Lock Options

Both lock types available on Panoramic windows pass the forced entry test.

► Pull-Tight Cam Lock

(Standard in white or tan.
Optional in bronze, brushed nickel, and polished brass.)

Pull the window sashes together for a weather tight seal.



Bronze



Brushed Nickel



Polished Brass

► True Action Lock

This optional system automatically locks when the sash is closed. Available in white, tan, bronze, brushed nickel, and polished brass.



The Perfect Companion

Complementary products have a 3 1/4" frame depth to accommodate the function of its operating styles and can be combined with any Panoramic window.



Bay and bow windows make a home special. They practically bring the outdoors right inside, so rooms feel larger and lighter.



Garden windows offer a popular way to brighten a kitchen or bathroom, opening the room to more sunlight and providing a perfect shelf for plants and décor.



Double Hung




Casement




Awning

Operating Styles and Configurations That Will Transform Your Home




Single Slider




Single Hung



Picture



Picture Over Slider



SS / Picture / SS



Geometric

Exterior Color Options

Love the look of your home right down to the color of your window frames. With Anlin, you've got a lot of choices!



White
Exterior and Interior




Tan
Exterior and Interior

THERMACOAT™

SOLAR REFLECTIVE COLORS

Exterior colors that bring out the designer in you.



Architectural Black



Architectural Bronze



Architectural Silver



Classic Gray




Espresso



Taupe



Red Pepper



Rose Wood



Desert Tan



Sandstone



Divine Wine



Forest Green

Colors shown are printed representations of ThermaCoat™ Solar Reflective Colors for comparison purposes only. For actual color, view ThermaCoat™ vinyl samples (provided by dealer) in natural daylight.




Grid Styles and Patterns

Grids allow you to create just the right architectural look that you want for your home.


Grid Styles



5/8" Flat




5/8" Sculptured




1" Sculptured

Grid Patterns



Colonial



Perimeter



Queen Anne



Frame Options

Choose a frame style that gives your home the look you love.




Block

Contemporary


Brickmould

Decorative Glass Options

► Panoramic windows are available with any of the following decorative glass patterns.



► Diamond cut decorative beveled glass, available in a variety of styles and patterns.



Additional Options

► Sound Suppression Technology

Many homeowners add Panoramic's optional sound package. In addition to saving energy, the sound package greatly reduces the transmission of noise from the outside of your home to the inside, making your home even quieter. You may choose to add the sound package to windows throughout your home, or to windows facing a street or other sources of noise.

► Tinted Solar Reflective Technology

The ultimate technology for combating extreme solar heat, tinted triple silver coating is engineered to reflect the sun where it beats the hottest. Whether it's the searing sun of the Arizona desert or anywhere west facing windows are exposed to a scorching afternoon sun, Tinted Solar Reflective Technology dramatically reduces solar heat and lowers cooling costs.


*Panoramic single slider windows with Tinted Solar Reflective Technology have a **Solar Heat Gain Coefficient (SHGC) of 0.15.***

► Safety / Tempered Glass

All Anlin replacement windows can be ordered with optional tempered glass, which may reduce the potential for serious injury when broken.



“From the way we build your windows and patio doors to the way we stand behind them – we look forward to creating an exceptional experience.”



Recognized for Manufacturing Excellence

Since Anlin Windows was founded in 1990, we've continually invested in leading edge product design, technology and manufacturing practices. As a result, Anlin Window Systems received numerous awards including Industrial Business of the Year by the U.S. House of Representatives and Top 100 U.S. Manufacturer by Window & Door Magazine.



All Anlin windows and doors are AAMA and NFRC certified, and ENERGY STAR qualified.





PANORAMIC

WINDOWS AT A GLANCE

- ▶ Contemporary look with expanded view
- ▶ Superior quality and craftsmanship
- ▶ The industry's most inclusive warranty
- ▶ Exceptional U-Factor and SHGC ratings
- ▶ Designed and built for Western regions



Anlin Window Systems • 1665 Tollhouse Rd. • Clovis, CA 93611
800-287-7996 • www.anlin.com