



# CATALINA

PREMIUM SERIES VINYL WINDOWS

---

**SOUTHWEST EDITION**

---




# CATALINA

Anlin's Catalina windows have been the top-selling vinyl replacement windows since their introduction in 2001. The reasons are many, but they all center on Catalina's unique ability to give homeowners the features, quality and value they seek.

## A Select Dealer Network

To ensure your satisfaction, Catalina windows are only sold and installed by a limited number of authorized dealers who have been trained and certified by Anlin.



## The Beauty of Even Sight Lines

Catalina windows bring a balanced, symmetrical look to your home for enhanced curb appeal. The glass area is the same on both sides of the window.

## Narrow Frame Depth

A narrow 2 7/8" frame depth means, in most homes, Catalina windows can replace old windows and still allow window blinds to fit flush inside the window opening.

## Energy Saving Technology

Catalina windows are designed and built for optimum performance, using the latest energy saving technology, for the specific needs of Southwest regions (Arizona, New Mexico, and Oklahoma).

## Exceptional Styling and Quality

The features, components and craftsmanship that are designed and built into Catalina windows will make you feel great about your home. It's quality that even increases resale value.

## A Superior Warranty

Catalina windows are backed by the most inclusive lifetime warranty in the industry. Should your windows ever require warranty repairs, Anlin will make them, free of charge, for as long as you live in the home. Anlin's lifetime warranty coverage is also transferable to one subsequent homeowner should you sell your home. That's two lifetimes of truly worry-free windows.



BETTER PERFORMANCE IS DESIGNED INTO EVERY FEATURE.


# LEADING FEATURES



CATALINA  
SOUTHWEST EDITION

## Saving Energy

- ▶ Thicker vinyl and more inner chambers help reduce the flow of heat and cold through the frame.




- ▶ Choice of two exclusive high performance glazing systems.

**QUADRATHERM™**  
ULTIMATE DUAL PANE INSULATION SYSTEM

**INFINIT-e PLUS™**  
HIGH PERFORMANCE GLAZING SYSTEM

- ▶ Triple fin weatherstrip creates a better weather-tight seal that blocks more wind, dirt, moisture and sound.



## Smooth Operation and Easy-Clean Glass

- ▶ Sliding windows are supported by 4 Celcon rollers and 4 extra large stainless steel axles for a lifetime of smooth operation.



Sliding Window Rollers

- ▶ Single hung windows features sashes that tilt in for easy cleaning of the outside glass and a stainless steel constant-force balance system that ensures easy, smooth operation.





Tilt-in Feature



Window Balance System

- ▶ Catalina windows built with the Infinet-e Plus™ insulated glass units come standard with an easy-clean coating on the outside of the glass. This feature makes the outside windows easier to clean and helps them stay cleaner longer.

*With easy-clean coating* | *Without easy-clean coating*



Narrow Center Bar

## Appearance and Value


- ▶ The corners of Catalina frames are precision mitered at 45 degrees, welded and cleaned by computer controlled technology. Every corner then receives a trained craftsman who completes a touch-up by hand for an exceptional smooth finish.

- ▶ Frames and sashes with matching beveled accents create a more polished, sleek and sophisticated look.




- ▶ Enjoy the visual appeal and balance of even sight lines with the added benefit of a maximized glass area, made possible by Catalina's narrow center bar.

- ▶ Catalina screens have mitered corners to match the frames. The built-in pull rail provides easy removal.



## Security



- ▶ All lock hardware is securely attached to metal reinforcement hidden inside the vinyl.



- ▶ Built-in ventilation latches allow your windows to be open a few inches for ventilation without being able to be opened further.



- ▶ Optional 1/4" stainless steel sash dead bolt provides added security on sliding windows.

# SAVING ENERGY

SPENDING LESS ON ENERGY LETS YOU SPEND MORE ON THE THINGS YOU LOVE.



**CATALINA**  
SOUTHWEST EDITION

Two things can send energy bills skyward: heat passing from one side of your window to the other; and solar heat sneaking into your home via the greenhouse effect on hot, sunny days. All energy efficient windows try to reduce one or both of these energy-sapping effects. For homeowners looking to replace their windows, there are two essential performance measurements to consider. The first is U-Factor, and the second is Solar Heat Gain Coefficient (SHGC).

U-Factor is the name for the standard measurement of a window's resistance to heat being transferred through the window. The lower the number, the greater the insulation capability of the window.

Solar Heat Gain Coefficient (SHGC) is the name for the standard measurement of a window's ability to keep solar heat from passing through the glass and warming your home via the greenhouse effect. The lower the number, the greater the job the window does of rejecting solar heat gain.



## Catalina Windows Offer a Choice of Two High-Tech Insulated Glass Systems that Exceed Energy Star Requirements

(Standard)

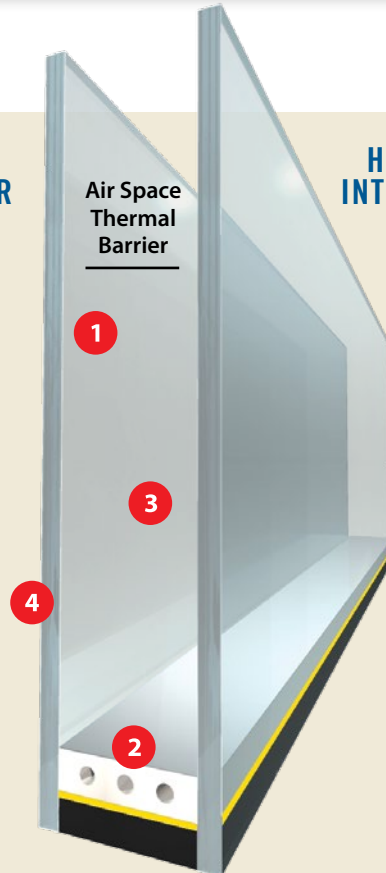
### INFINIT-e PLUS™ HIGH PERFORMANCE GLAZING SYSTEM

It's the science behind maximum energy efficiency and comfort.

- 1 A triple-layer silver metal coating, invisible to the human eye, reflects and effectively blocks much of the solar heat gain from a hot summer sun.
- 2 Patented Platinum Elite™ spacer slows down heat and cold transfer through the window.
- 3 Optional Argon Gas between the panes of glass slows the transfer of heat through the window.
- 4 Easy-clean coating on the outside glass helps your windows stay cleaner longer.

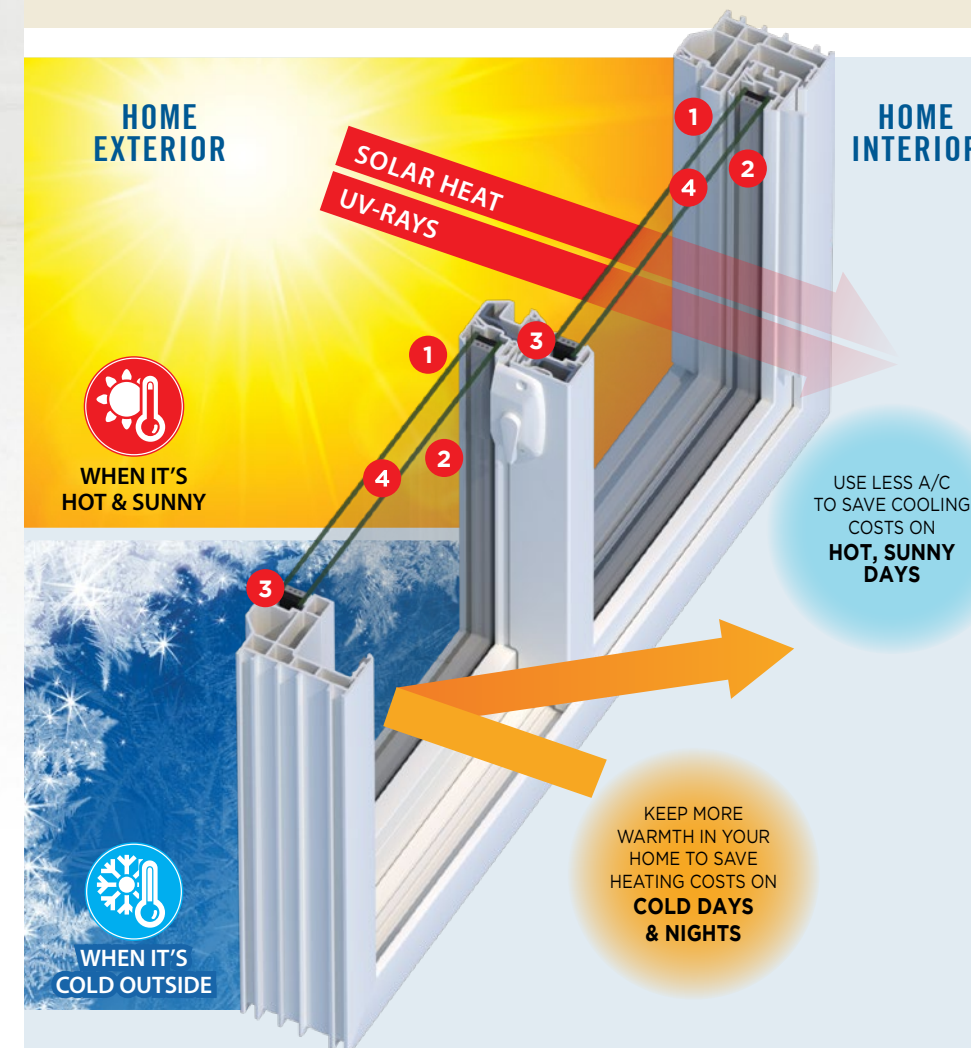
HOME EXTERIOR

HOME INTERIOR



HOME EXTERIOR

HOME INTERIOR



(Optional)

### QUADRATHERM™ ULTIMATE DUAL PANE INSULATION SYSTEM

The industry's most energy efficient dual pane window.

- 1 Patented multi-layer solar reflective coating on the outside glass provides the ultimate defense against solar heat gain.
- 2 Patented multi-layer heat retention coating on the inside glass helps keep more warmth inside your home on cold days and nights.
- 3 Patented Platinum Elite™ spacer slows down heat and cold transfer through the window.
- 4 Argon Gas (included) between the panes of glass slows the transfer of heat through the window.

## Energy Ratings for Catalina Windows

The National Fenestration Rating Council (NFRC) provides independently tested measurements of both U-Factor and Solar Heat Gain Coefficient. This determines the energy efficiency ratings of windows.

As an example, here are the thermal performance numbers for Catalina single hung and single slider windows. (For both U-Factor and SHGC, the smaller the number, the more energy efficient the window.)

### Catalina Thermal Performance Numbers

| Window & Insulated Glass System   | Total Unit U-Factor | Solar Heat Gain Coefficient (SHGC) |
|-----------------------------------|---------------------|------------------------------------|
| QUADRATHERM™ with Argon Gas       | 0.23                | 0.22                               |
| INFINIT-e PLUS™ with Argon Gas    | 0.27                | 0.22                               |
| INFINIT-e PLUS™ without Argon Gas | 0.31                | 0.22                               |

All Anlin QuadraTherm™ and Inffit-e Plus™ insulated glass systems have been tested to block the transmittance of ultraviolet (UV) light by 95%. You will find the U-Factor, SHGC and UV numbers for every Anlin window at [anlin.com](http://anlin.com).

# WITH CATALINA WINDOWS THE CHOICE IS YOURS



**CATALINA**  
SOUTHWEST EDITION



## Lock Options

Both lock types available on Catalina windows pass the forced entry test.

### ► Pull-Tight Cam Lock

(Standard in white or tan.  
Optional in bronze, brushed nickel, and polished brass.)

Pull the window sashes together for a weather tight seal.



Bronze



Brushed Nickel



Polished Brass

### ► True Action Lock

This optional system automatically locks when the sash is closed. Available in white, tan, bronze, brushed nickel, and polished brass.



## Complementary Products


Complementary products have a 3 1/4" frame depth to accommodate the function of its operating styles and can be combined with any Catalina window.



Bay and bow windows make a home special. They practically bring the outdoors right inside, so rooms feel larger and lighter.




Garden windows offer a popular way to brighten a kitchen or bathroom, opening the room to more sunlight and providing a perfect shelf for plants and décor.



Double Hung




Casement




Awning

## Operating Styles and Configurations That Will Transform Your Home




Single Slider




Single Hung



Picture



Picture Over Slider



SS / Picture / SS



SH / Picture / SH



Geometric

## Exterior Color Options

Love the look of your home right down to the color of your window frames. With Anlin, you've got a lot of choices!



White  
Exterior and Interior




Tan  
Exterior and Interior


# THERMACOAT™

SOLAR REFLECTIVE COLORS

Exterior colors that bring out the designer in you.



Architectural Black



Architectural Bronze



Architectural Silver



Classic Gray




Espresso



Taupe




Red Pepper




Rose Wood



Desert Tan



Sandstone



Divine Wine



Forest Green


*Colors shown are printed representations of ThermaCoat™ Solar Reflective Colors for comparison purposes only. For actual color, view ThermaCoat™ vinyl samples (provided by dealer) in natural daylight.*




## Grid Styles and Patterns

Grids allow you to create just the right architectural look that you want for your home.


### Grid Styles



5/8" Flat



5/8" Sculptured




1" Sculptured


### Grid Patterns



Colonial



Perimeter



Queen Anne



### Frame Options

Choose a frame style that gives your home the look you love.



Block



Contemporary

Brickmould

### Decorative Glass Options

► Catalina windows are available with any of the following decorative glass patterns.

► Diamond cut decorative beveled glass, available in a variety of styles and patterns.



### Additional Options

#### ► Sound Suppression Technology

Many homeowners add Catalina's optional sound package. In addition to saving energy, the sound package greatly reduces the transmission of noise from the outside of your home to the inside, making your home even quieter. You may choose to add the sound package to windows throughout your home, or to windows facing a street or other sources of noise.

#### ► Tinted Solar Reflective Technology

The ultimate technology for combating extreme solar heat, tinted triple silver coating is engineered to reflect the sun where it beats the hottest. Whether it's the searing sun of the Southwest regions or anywhere west facing windows are exposed to a scorching afternoon sun, Tinted Solar Reflective Technology dramatically reduces solar heat and lowers cooling costs.


*Catalina single slider windows with Tinted Solar Reflective Technology have a Solar Heat Gain Coefficient (SHGC) of 0.14.*

#### ► Safety / Tempered Glass

All Anlin replacement windows can be ordered with optional tempered glass, which may reduce the potential for serious injury when broken.



“From the way we build your windows and patio doors to the way we stand behind them – we look forward to creating an exceptional experience.”



### Recognized for Manufacturing Excellence

Since Anlin Windows was founded in 1990, we've continually invested in leading edge product design, technology and manufacturing practices. As a result, Anlin Window Systems received numerous awards including Industrial Business of the Year by the U.S. House of Representatives and Top 100 U.S. Manufacturer by Window & Door Magazine.



All Anlin windows and doors are AAMA and NFRC certified, and ENERGY STAR qualified.







# CATALINA

## SOUTHWEST EDITION

- ▶ The beauty of even sight lines
- ▶ Superior quality and craftsmanship
- ▶ The industry's most inclusive warranty
- ▶ Exceptional U-Factor and SHGC ratings
- ▶ Designed and built for Southwest regions



Anlin Window Systems • 1665 Tollhouse Rd. • Clovis, CA 93611  
800-287-7996 • [www.anlin.com](http://www.anlin.com)